



义务教育教科书

英语

★ 六年级 下册 (三年级起点)



ENGLISH



教育科学出版社

义务教育教科书

英语

★ 六年级 下册 (三年级起点)



ENGLISH

教育科学出版社
· 北京 ·



Contents

Module 1 Stories 2

Unit 1 Slow and steady wins the race 2

Unit 2 Waiting for another hare 8

Module 2 Animals 14

Unit 3 What animal is it? 14

Unit 4 We can save the animals 20

Module 3 Famous people 26

Unit 5 Dr Sun Yatsen 26

Unit 6 Early years of Deng Jiaxian 32

Module 4 Good manners 38

Unit 7 It's the polite thing to do 38

Unit 8 The magic words 44

Module 5 Travel abroad 50

Unit 9 Where will you go? 50

Unit 10 I can't wait to see you 56

Module 6 Let's look back 62

Vocabulary 66

Irregular verbs 71

Picture dictionary 72



Module 1 Stories

Unit 1 Slow and steady wins the race



Let's talk



Janet: Jiamin, are you OK?


Jiamin: I tried to carry all the books. I didn't want to go back to the classroom again.

Xiaoling: Why are you in such a hurry? You are like that silly hare.

Jiamin: Hare? What do you mean?

Xiaoling: You know...the old story about the tortoise and the hare.

Janet: Yes. One day a tortoise and a hare had a race. The hare was sure he would win so he took a rest. He was too proud and careless. The slow but careful tortoise won the race.





Don't be sad.
Work harder.



Don't be in such a hurry.
Be careful.

Jiamin: Ahh. I understand now. If I want to do something well, I should be careful and patient.

Janet: That's right. Remember, *Slow and steady wins the race.*



Don't cut too fast.
Be patient.



Don't be proud.
Work harder.



Fun with language



1 Mime and guess.

in a hurry carry a heavy bag
 have a rest talk on the phone
 ride a bike cut a finger

1



2

It has four words.



3

Carry a heavy bag.




2 Listen and number.




 ()




 ()




 ()



 ()




 ()




 ()

3 Read and match.

- (1) Where is he now?
- (2) Hey, little monkey. Don't move. I'll eat you up.
- (3) He's down there, in the river.
- (4) That's all right. But there's a strong tiger over there. He said he would eat me too.
If you eat me, he will not be happy.



4 Look and tell.





Sing along



Listen and sing. 

One, two, three, four, five

One, two, three, four, five.

Once I caught a fish alive.

Six, seven, eight, nine, ten.

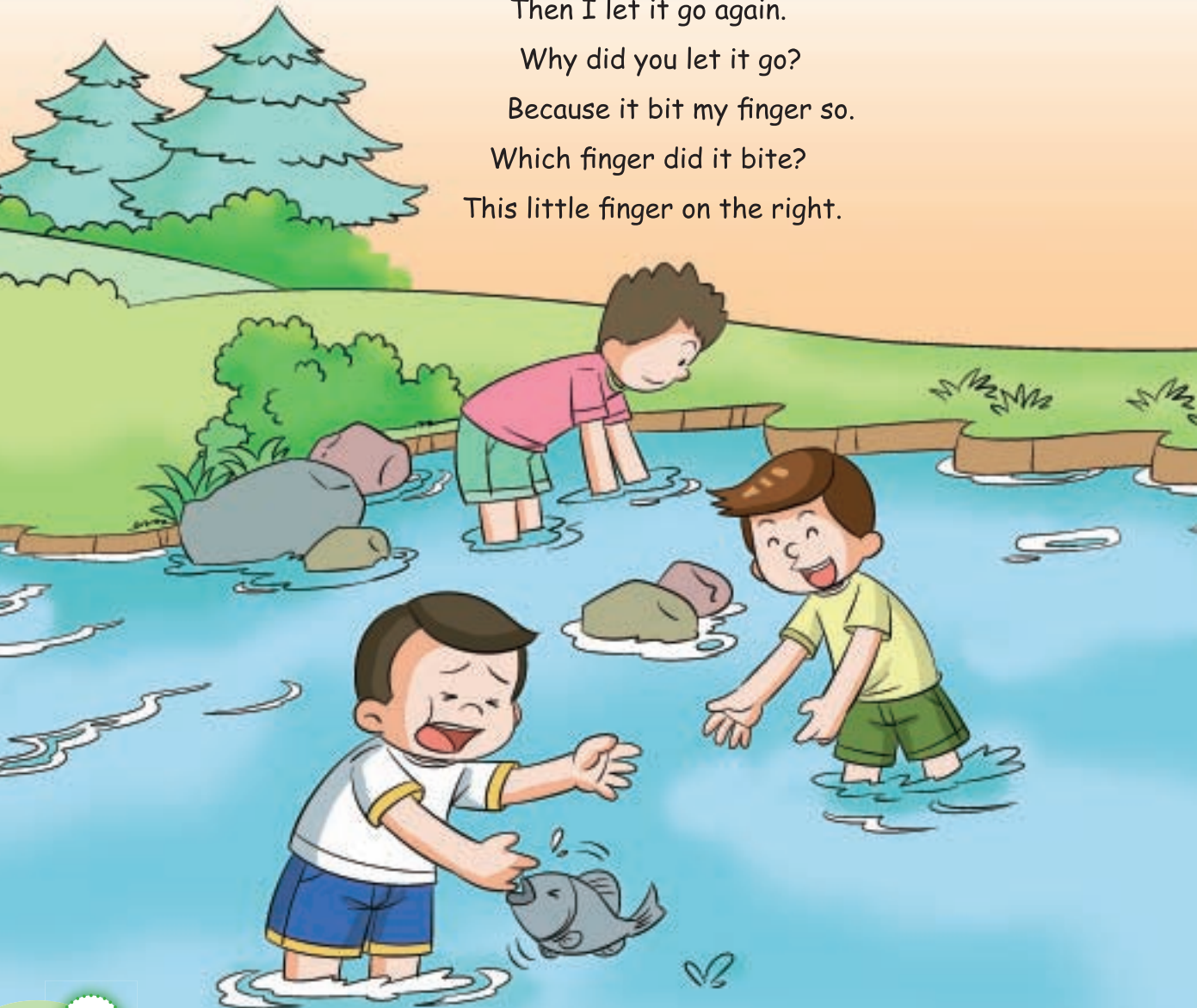
Then I let it go again.

Why did you let it go?

Because it bit my finger so.

Which finger did it bite?

This little finger on the right.





Language focus



1 Read the story.

Kitty, the little cat, likes eating fish. She often goes fishing. Yesterday morning she caught a lot of fish.

The old bear loves eating fish, too. He came over and talked with Kitty, "Your friends are playing in my garden. They are having fun. And they are going to have a picnic on my farm. Go and play with them. I will look after your fish and help you catch more fish here."

Kitty was happy. She left for the garden and looked for her friends. But when Kitty left, the old bear ate all the fish up.



2 Compare these sentences. Pay attention to the verb form.

(1) Kitty, the little cat, **likes** eating fish.
She often **goes** fishing.
The old bear **loves** eating fish, too.

(2) Your friends **are playing** in my garden.
They **are having** fun.

(3) They **are going to have** a picnic.
I **will look after** your fish and **help** you catch more fish.

(4) Yesterday morning, she **caught** a lot of fish.
He **came** and **talked** with Kitty.
Kitty **was** happy.
She **left** for the garden and **looked** for her friends.
But when Kitty left, the old bear **ate** all the fish up.

Unit 2 Waiting for another hare




Let's read



One day, a farmer was working in the field. Suddenly a hare ran very fast and crashed into a tree. It fell to the ground and died. The farmer was happy. He picked up the hare and took it back home. He cooked it and had a delicious meal.

"Working in the field every day is hard work. But picking up a hare is so easy," he said to himself. From then on, the farmer stopped working. All day long, he sat in the field and waited for a hare to appear. All his vegetables died. All his animals ran away. But another hare never came, so the farmer had nothing to eat.

Don't be like the farmer. Don't wait for another hare. Go for it!



Answer the questions.

- (1) Where was the farmer when he saw the hare?
- (2) How did the hare die?
- (3) What did the farmer do with the hare?
- (4) Why did the farmer sit in the field all day?
- (5) What happened to the farmer's vegetables and animals?

LET'S DISCUSS.
What can we learn from the story?



1 Retell the story.

Waiting for another hare

worked in the field	crashed into a tree	fell to the ground
picked up the hare	took it home	had a delicious meal
from then on	stopped working	all day long
wait for	go for it	

2 Read and number.

- (1) A farmer loved eating oranges. One day, he bought a young orange tree at the market.
- (2) "Where should I plant the tree? If I plant it in my field, my neighbours will come at night and take it. If I plant it in my garden, my children will take the oranges," the farmer said to himself.
- (3) Suddenly the farmer had an idea, "I will plant it in the forest! Nobody can see it there."
- (4) But the forest was too dark (暗) and the young orange tree soon died.





3 Listen and circle.

- | | | |
|---|------|-------|
| (1) An old man met a young man in the country. | True | False |
| (2) The old man knew the young man very well. | True | False |
| (3) The old man didn't want to answer the young man's question. | True | False |
| (4) The old man didn't know where the city was. | True | False |
| (5) The old man didn't know how fast the young man could walk. | True | False |
| (6) The old man was mad (疯的). | True | False |

4 Do the project.

A book review

Step 1: Think of a storybook you have read.

Step 2: Retell the story to your partner.

Step 3: Write a passage saying what you think of it.

Example:

I read a book when I was little. It is about a snake and a farmer. In the story, the farmer saved the snake from the cold, but the snake bit the farmer and the farmer died. I don't like the story, because the snake was too bad.



Story time



Read and act.



Fire, fire...get out of the house!

1



Ha-ha-ha. There's no fire. I just wanted you to come out and play.

2



Long ago, a boy was watching his sheep in the field.

3



Aki. You mustn't tell lies. Don't you know the story of *The Boy Who Cried Wolf*?

He felt bored so he cried out "wolf". The villagers thought a wolf was eating their animals and they hurried to help. The boy found this very funny so he did it many times.

4



Then one day, a wolf really came. The boy cried out for help but this time no one came. The people didn't believe the boy any more and the wolf ate all the sheep.

5



So you see, Aki. You must always tell the truth.

6





Did you know?

Popular fables and stories from different countries



Self-assessment

Now I can...

(1) tell some stories.			
(2) understand the meaning and lessons of the stories in this module.			
(3) know how to use affirmative sentences in different tenses we have learned.			
(4) use the new words and expressions in this module.			
(5) sing the song in this module.			
(6) ...			

★ Module 2 Animals

Unit 3 What animal is it?



Let's talk



Jiamin: Let's play a game. Can you guess this animal's name? It has two strong back legs and can jump very far.

Janet: Hmm... that's difficult. A frog?

Jiamin: No. It usually has brown or grey hair and it's from Australia.

Xiaoling: That's easy. It's a kangaroo. My turn. This animal looks like a star and it lives in the ocean. What is it?

Ben: Is it a starfish?

Xiaoling: Yes, it is. You try, Janet.





panda

black and white, lives
in China, eats bamboo

Janet: It is a large cat. It loves eating meat.
It is yellow and lives in Africa.

Ben: A tiger?

Janet: No. Tigers live in Asia, not Africa. It is
also called the "King of the Animals".

Jiamin: I know. A lion!



elephant

long nose, big ears, lives in
Africa and Asia, eats plants



giraffe

yellow, brown and black,
very long neck, from
Africa, eats leaves



Fun with language



1 Listen and number.



frog




dog




bear




monkey



tortoise



elephant



2 Play a game.

I'm thinking of an animal.

No.

No.

Yes.

Yes.

Yes.

Does it live in the forest?

Does it live in water?




Can it run?

Is it fast?

Is it a horse?



3 Look and say.



Example:

A: The panda is a lovely animal.

B: It is black and white in colour.

C: It lives in China.

D: It eats bamboo.

4 Read and write.

fast animal famous bear leaves big strong hours

The kangaroo is a _____ animal in Australia. It has a small head, four legs and a _____ tail. Its back legs are very _____. That is why the kangaroo is a good jumper and moves very _____. Its tail is strong, too. The kangaroo sometimes sits on its tail.

The koala is another lovely _____ in Australia. It looks like a small _____, but its fur is grey. The koala eats _____. It lives in a tree and seldom comes down. You can say it is a lazy animal. It sleeps a lot, about 17~20 _____ a day.





Rhyme time



Read the rhyme. 




Animals
Monkey, monkey,
rides on a donkey.

Fox, fox,
sits on the box.



Parrot, parrot,
eats a carrot.

Mouse, mouse,
hides behind the house.



Frog, frog,
sits on a log.

Tiger, tiger,
jumps through the fire.





Language focus



1 Read the story.

Billy was a little bird. He lived in the forest. In the forest, there were many birds, too. But Billy didn't work or play with them.

"Winter is coming. But I don't have a warm house. I must build a new one. I am not going to build a small one. I'm going to build a big and warm one," he said to himself. "But will the other birds help me? I don't think they will, because they don't like me. And they are playing games happily over there." Feeling sad, Billy started to build his new home alone.

Suddenly, a lot of birds came up to him. "We have all come to help you, Billy," they said. Billy was surprised and said, "I didn't tell you I would build a house. How did you know?"

"We were not playing. We were working, too. We saw that you were busy. We think that we can do something for you," said one of the birds. Billy was moved. "Thank you," Billy said.

From then on, Billy didn't work or play alone. He had many friends. And he often helped them, too.



2 Compare these sentences. Pay attention to the verb form.

(1) I **don't have** a warm house. (2) We **were not playing**.

I **don't think** they will.

They **don't like** me.

(3) I **am not going to build** a small one.

They **won't help** me.

(4) Billy **didn't work or play** with them.

I **didn't tell** you I would build a house.

From then on, Billy **didn't work or play** alone.

Unit 4 We can save the animals



Let's read



We only have one earth!



Would you like to live in a world with no pandas, tigers or whales? These and many other animals are in danger. If we don't do something now, they may all disappear forever!

One problem is that their homes are disappearing. People cut down the forests and pollute the oceans, so these animals have no place to live in. Also, many people buy things made from these animals, like medicines, fur coats and even foods.

If you love the earth and love the animals, please do something about it. Never buy things made from animals in danger. Plant trees and don't pollute. If we all work together we can still save the animals.



Answer the questions.

- (1) What may soon happen to many animals in danger?
- (2) Why are many animals' homes disappearing?
- (3) What things are often made from animals in danger?
- (4) What can people do to help these animals?
- (5) Do you know any other animals in danger?

LET'S DISCUSS.

How can we save the animals in danger?



Fun with language



1 Read and match.

save	to live in
cut down	polluting the earth
have no place	the oceans
things	the animals
stop	made from animals
pollute	the forests

Note: An orange line connects 'save' to 'the animals'.

2 Listen and circle.

- | | | |
|--------------------|--------------------|--------------------|
| (1) Right Wrong | (2) Right Wrong | (3) Right Wrong |
| (4) Right Wrong | (5) Right Wrong | (6) Right Wrong |

3 Think and say.

If people cut down the forests...

If people pollute the rivers and the sea...



... animals may lose their home.

... animals in the water may die.

4 Do the project.

Make a poster

Step 1: Think of some problems animals face nowadays.

Step 2: Find pictures to show these problems and stick them on a big piece of paper.



.....

.....

.....

.....

.....

.....

Step 3: Think about what we can do to help the animals.

Step 4: Write down your ideas on the same paper.



Story time



Read and act.



Here is an important news report. Several dangerous animals escaped from the city zoo this morning. Police are now trying to catch the animals before they hurt anyone.

Our reporter says the brown bear is in City Park. He is in the park lake. He is catching fish. Hmm...he must be hungry.

1



Gosh!

2



This is so exciting.

The lion is in front of Star Department Store. He's walking towards a lady in a fur coat. ...Maybe he thinks she is his sister.

The tiger has been found. ...He is walking on a street.

3



4



Aki, look! That's my house on TV. That means...


I can see the tiger. He looks hungry. I'd better give him some dinner.

Aki. Stop! Don't open that door or you will be his dinner.

5



6





Did you know?

The twelve animal years in China



rat



ox



tiger



rabbit



dragon



snake



horse



ram



monkey



rooster



dog



pig



Self-assessment

Now I can...

(1) talk about animals.			
(2) say why we should protect the animals.			
(3) use negative sentences in the different tenses we have learned.			
(4) use the new words and expressions in this module.			
(5) read the rhyme in this module.			
(6) ...			

★ Module 3 Famous people

Unit 5 Dr Sun Yatsen



Let's talk



Ben: What are you reading, Xiaoling?

Xiaoling: A book about Dr Sun Yatsen.

Ben: Who is he?

Jiamin: He's a very famous and important person in Chinese history.

Ben: Wow! Can you tell me something about him?

Jiamin: Yes. He was a great leader. He tried to free the Chinese people and make their lives better.





J. K. Rowling
— writer, wrote the *Harry Potter* books



Thomas Edison
— inventor, invented the light bulb



Charlie Chaplin
— actor, made many funny movies

Xiaoling: Yes. He loved the Chinese people and the Chinese people love him.
Jiamin: That's right. Today many streets, schools and parks have his name.
Ben: Wow, what a great man!



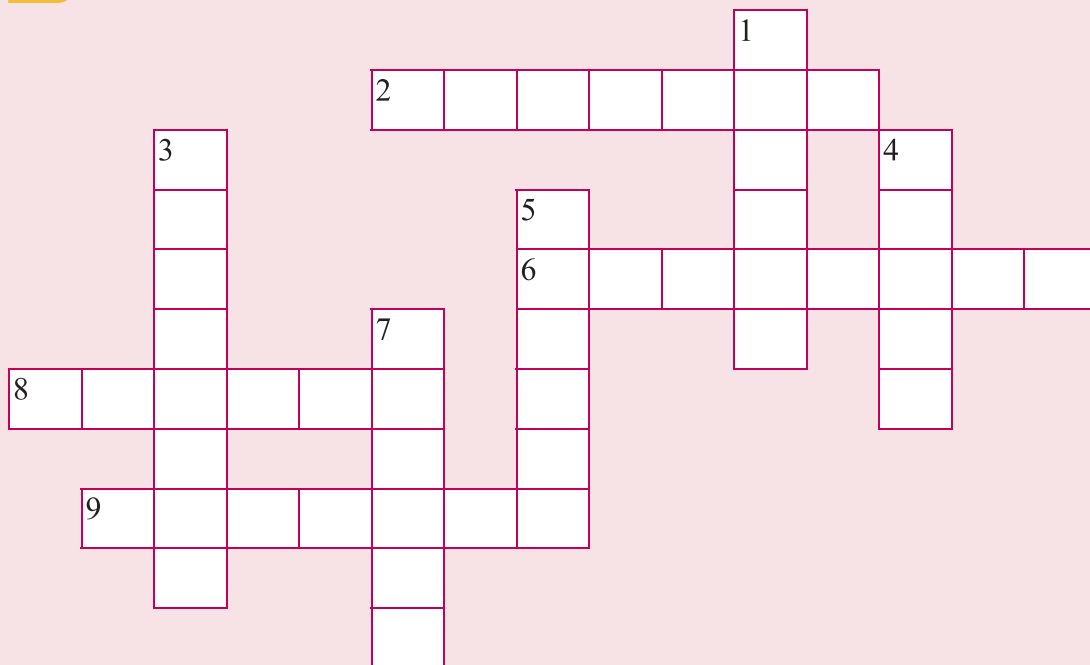
Xian Xinghai
— musician, wrote great music



Qi Baishi
— painter, painted flowers and animals




1 Look and find.



- (1) He/She leads people and tells them what to do.
- (2) She teaches you new things.
- (3) She writes or plays music well.
- (4) He acts in a play or a movie.
- (5) Her job is singing.
- (6) He invents new things.
- (7) Her job is writing books.
- (8) He helps sick people.
- (9) She paints pictures well.

2 Listen and number.




Abraham Lincoln



Alexander Bell



Mo Yan



Liu Xiang



Xu Beihong



Walt Disney

3 Play a game.

Who is the famous person you're thinking of?

I think he is Yao Ming.



He was born in 1980. He is very tall. He went to America to play basketball.

Yes. You are right.

4 Read and answer.



Mozart was a famous musician. He was born in Salzburg, Austria, in 1756. He began to play the piano when he was four. He loved the piano and played it every day. He began to write music when he was five years old. Everyone liked Mozart's music, but he didn't make a lot of money. He was very poor. He became ill and died when he was only 35 years old.

Questions	Answers
Who was Mozart?	
When was Mozart born?	
Where was Mozart born?	
How old was Mozart when he began to play the piano?	
How old was Mozart when he began to write music?	
When did Mozart die?	



Language focus



1 Read the dialogue.

- Jim:** Are you in the kitchen, Mum?
Mum: Yes, I am.
Jim: Are you cooking dinner?
Mum: No, I'm washing the bowls and plates. We're going to have dinner at a restaurant.
Jim: Are we going to have dinner at the restaurant near our school?
Mum: Yes. It's famous for chicken.
Jim: Great! Is Dad going to have dinner with us?
Mum: Yes, he is.



- Jim:** Look at this photo, Mum. Is this young man in white my dad?
Mum: Yes, it is.
Jim: Is he having a race in the photo?
Mum: Yes. Your father was good at running, you know.
Jim: Did he win this race?
Mum: Yes, he did.

- Jim:** Was Dad a famous sportsman when he was young?
Mum: Yes, he was. He became a PE teacher when you were two.
Jim: Did you love him because he was famous?
Mum: Yes. But I also loved him because he is kind and patient. Do you want to be a sportsman like him?
Jim: Of course. Does he still run fast now?
Mum: I think so.



2 Compare these sentences. Pay attention to the verb form.

(1) **Are** you in the kitchen, Mum?

Is this young man in white my dad?

Do you **want** to be a sportsman like him?

Does he still **run** fast now?

(2) **Are** you **cooking** dinner?

Is he **having** a race in the photo?

(3) Is Dad **going to have** dinner with us?

Are we **going to have** dinner at the restaurant near our school?

(4) **Was** Dad a famous sportsman when he **was** young?

Did he **win** the race?

Did you **love** him because he **was** famous?



Rhyme time



Read the rhyme. 

The souls of my people

Langston Hughes



The night is beautiful.
So the faces of my people.
The stars are beautiful.
So the eyes of my people.
Beautiful, also, is the sun,
Beautiful, also, are the souls of my people.



Unit 6 Early years of Deng Jiaxian




Let's read



The great scientist Deng Jiaxian (1924—1986) is often called the father of Chinese atomic science. During his life he helped China to become a stronger and safer country.

Deng was born in Anhui Province on June 25, 1924. As a child he loved to study and wanted to be a teacher like his father, a famous professor. But his dad wanted Deng to study science to help China become a modern country. Because he loved his father and his country, Deng studied hard and went to university.

After finishing his university study in 1945, he taught physics at several middle schools and later at Beijing University. In 1948 Deng went to the United States to study for a doctor's degree in physics. This study usually takes four or more years. But the clever young man worked hard and did it in only two years. He was the youngest person in his class, so they called him the "Baby Doctor".



LET'S DISCUSS.

Why was Deng called the "Baby Doctor"?

Answer the questions.







- (1) What is Deng Jiaxian often called?
- (2) Where was Deng born?
- (3) Why did Deng's father want him to be a scientist?
- (4) What did Deng do after finishing university?
- (5) How long did Deng study in America?



Fun with language



1 Listen and write.

Famous person	Year of birth – death	Occupation (职业)
 Isaac Newton	1642 — 1727	scientist
 Qian Xuesen		
 William Shakespeare		
 Leonardo Da Vinci		
 Song Qingling		
 Beethoven		

2 Do a survey.

Who is your idol (偶像)?

Example:

A: Who is your idol?

B: Tu Youyou.

A: Why do you like her?

B: I like her because she invented an important medicine and saved many people.

Name	Idol	Reasons
Bill	Tu Youyou	invented an important medicine; saved many people

3 Read and answer.

J.K. Rowling

Joanne Kathleen Rowling was born in Bristol, England, in 1965. She dreamed of being a famous writer when she was a little girl.

Before she wrote *Harry Potter*, she was very poor. She had no job, and a young daughter to take care of. She decided to write the *Harry Potter* story to make some money. Every day, she sat at a coffee shop writing until the first book was finished. But no one wanted to put out her book. They said girls couldn't write about magic. Then Rowling changed her name from Joanne Kathleen to J.K., so people wouldn't know she was a woman.

At last, in 1997, someone agreed to put out the first book and it was a huge success. She then wrote six more *Harry Potter* books. In just a few years, J.K. Rowling went from a poor young woman to the most-loved and richest writer in the world.

Answer the questions.

- (1) Where and when was J.K. Rowling born?
- (2) What was her dream when she was a little girl?
- (3) Why did she decide to write the *Harry Potter* story?
- (4) Where did she write the first *Harry Potter* book?
- (5) Why didn't anyone want to put out her book?
- (6) When was her first *Harry Potter* book put out?

4 Do the project.

Make a poster of a famous person

Step 1: Think of a famous person you like.

Step 2: Find a picture of him / her.

Step 3: Write an introduction of him / her and make a poster.

- (1) When and where was she / he born?
- (2) What did she / he do?
- (3) Why is she / he famous?



Story time



Read and act.



I'd love to be famous. I'd love everyone to say I am great.

1



You can invent something new and useful, like Thomas Edison.

2



Well...there are many ways you can get famous if that's what you really want.

You can become a great leader and help the people, like Sun Yatsen or Abraham Lincoln.

3



Or you could play wonderful music that makes everyone sing and dance, just like Lady Gaga.

4




Wow. There are so many ways to become famous.

5



Hmmm...hard work? That needs lots of energy. I'd better take a nap first.

6




Right. But to be famous, you must also work hard and never give up.



Did you know?

Great scientists



Nicolaus Copernicus
Italian scientist



Stephen Hawking
British scientist



Marie Curie
Polish scientist



Self-assessment

Now I can...

(1) talk about the famous people.			
(2) tell some stories about some famous people.			
(3) use yes-no questions in the different tenses we have learned.			
(4) use the new words and expressions in this module.			
(5) read the rhyme in this module.			
(6) ...			

★ Module 4 Good manners

Unit 7 It's the polite thing to do



Let's talk



Jiamin: Hey, Ben! What will you do if you see an old lady standing on the bus?

Ben: That's easy. If she does not have a seat, I will give her my seat. Why?

Jiamin: Well, today on the bus, I stood up to give my seat to an old lady. But before I could say anything to her, a young man quickly sat down.

Ben: How impolite! We should always give our seat to people in need. It's the polite thing to do.





be quiet

playing in class when the teacher is talking



wait until you finish

talking with your mouth full

Xiaoling: That's right. I don't like impolite people. Yesterday, as I waited in line at the supermarket, a girl tried to push in. She didn't even say "Excuse me".

Janet: People should always wait for their turn. If the line is long, don't push in. Be patient!



share with others

taking all the food from the dish



be kind

laughing at another pupil



Fun with language



1 Read and match.



 ()



 ()



 ()



 ()



 ()



 ()

- (1) A: May I use your pen? B: Yes, of course.
- (2) A: Excuse me. Could you tell me the way to the train station? B: Sorry, I don't know.
- (3) A: Help yourself to some dishes. B: Thank you.
- (4) A: I'm sorry. B: That's all right.
- (5) A: Happy birthday! Here's a present for you. B: Thank you very much.
- (6) A: Thank you for your help. B: You are welcome.

2 Listen and number.

- () A. Thank you very much.
- () B. I'm sorry to hear that.
- () C. Please don't talk with your mouth full.
- () D. Please don't play computer games too often.
- () E. Please don't cross the road when the traffic light is red.
- () F. Please stand in line.
- () G. Please don't throw things on the ground.
- () H. Please don't sit too close to the TV.

3 Look and say.



keep quiet,
at the library



stand in line,
at the bus stop



let the old people
take the seat,
on the bus



help the young,
when they're in
trouble



talk loudly,
in the public place



waste water



talk when others
are talking



throw things on
the ground

Example:

We should keep quiet at the library.

4 Read and answer.

Manners around the world

People from different places greet each other in different ways. In America, people will greet each other with a handshake. But in Japan, instead of a handshake, a person will bow from the waist. The younger you are, the lower you bow. In European countries like Italy, Greece, and Russia, people often greet each other with a kiss.

In some countries like Egypt and Iran, people like to stand close to each other when they talk. In other countries, such as China and Korea, people stand far apart when they talk. They feel unhappy if you stand too near.

And when you eat dinner at someone's home in India, it's rude to eat with your left hand. If you don't use your right hand, people will think you hate the food.

The world is an interesting place but learning the manners of different countries takes time.

Country and area	Manners
America	
Japan	
Italy and Russia	
China and Korea	
India	



Rhyme time



Read the rhyme. 

I want to be good

Sometimes I am good.

Sometimes I am bad.

Sometimes my parents are glad.

Sometimes my parents are sad.

When I am good, my parents are glad.

When I am bad, my parents are sad.

I want them to be glad.

I don't want them to be sad.

So I will always be good.

I will never, never be bad.





Language focus



1 Read the passage.

Manners can be quite different in different countries. When you go to a foreign country, you should learn something about its manners first.

In China when people meet, they often ask each other "Where are you going?" or "Have you had your meal?" But in England, people talk about the weather. English people do not ask others about age, salary or the price of their home. When your mouth is full of food, don't talk with others. In Thailand, you can't touch a child's head.

Good manners make things easier. They can help people to get on well with each other. When you are nice to people, they will be nice to you, too.

2 Read the questions and choose the answers. Then compare the sentences.

- | | |
|--|--|
| (1) Should we know something about different manners? | () A. Yes, we should .
B. No, we shouldn't . |
| (2) Should you ask an English woman "How old are you?" | () A. Yes, you should .
B. No, you shouldn't . |
| (3) Must you touch a child's head in Thailand when you want to say hello to him? | () A. Yes, you must .
B. No, you mustn't . |
| (4) Will others be nice to you if you are nice to them? | () A. Yes, they will .
B. No, they won't . |

Unit 8 The magic words



Let's read



Long ago, a little boy was walking through a park. In the middle of the park there was a tree with a sign on it. The sign said, "I am a magic tree. Say the magic words and you will see."

The boy tried to guess the magic words. He tried "open" "hurry", and many more, but none of them worked.

Tired and upset, the boy cried out, "This is too difficult. Please, dear tree!" Suddenly, a big door opened at the bottom of the tree. Inside everything was dark, except for a sign. The sign said, "Carry on with your magic." Then the boy said, "Thank you, dear tree!" With this, the inside of the tree lit up brightly and showed a road. The road led to a room full of toys and chocolates.

The little boy brought all his friends to the magic tree, and they had the best party ever. This is why people always say that "please" and "thank you" are the magic words.



Answer the questions.

- (1) What did the boy see in the park?
- (2) Why was the boy upset?
- (3) How did the boy open the tree?
- (4) What was inside the magic tree?
- (5) What are the magic words?

LET'S DISCUSS.

What should we do if we want to be a child with good manners?



1 Look and write.

How do you do?



2 Read and answer.

Ted is a bear with good manners. He is kind and helpful. When he sees others in trouble, he always tries his best to help them.

Ted always wears clean clothes when he goes out. When he meets his friends, he always says hello to them. He shows respect to others.

Ted often says, "Can I help you, please?" When he sees the old sheep carrying heavy bags, he often says, "Can I help you? Can I carry the bags for you?" When he meets the baby duck at the door, he will say, "Can I help you? Can I open the door for you?" When the little chicken can't find her way home, he says, "Can I help you? Can I take you home?"

Answer the questions.

- (1) Why is Ted kind and helpful?
- (2) What are Ted's good manners?
- (3) Why is everyone nice to Ted?
- (4) Do you like Ted? Why?

3 Play a game.

START

FINISH

You should / shouldn't ...

The board game grid consists of 20 small illustrations arranged in 5 rows and 4 columns. The first row contains 'START', a boy eating, a boy reading a book, a boy walking, and a boy painting. The second row contains 'FINISH', a large purple arrow pointing clockwise, a red bus, and a boy ironing. The third row contains a boy climbing a tree, a boy with a teapot, and two boys talking. The fourth row contains a boy at a desk, a boy with a camera, a boy with a bear, two boys eating, and a boy with a backpack. The fifth row contains a boy at a desk, a boy with a camera, a boy with a bear, two boys eating, and a boy with a backpack.

4 Do the project.

School rules

Step 1: What should we do and not do at school? Make a list.

Step 2: Share your ideas with your classmates.

Step 3: Make a poster of your rules. Add some signs. Put it on the wall.





Story time



Read and act.



Hi, Aki. Thanks for coming.
I hope you enjoy the dinner.

1



Great. I'm so hungry.

Hello, Aki. Nice to see you again.

2



I'm thirsty. What do you have to drink?

Ahh...just help yourself.

3



Come on, Aki. You sit at the table.
I'll help my mum with the food.

Never mind. I like potatoes.
So I'll just have these.

Fish? Yuck! I don't like fish. I want some chicken.

4



Oh...well... I'll see if we have any.

Now what's on TV? This is boring.

Aki...I was watching that.

5



6

Oh. Is that the time? You should go home now, Aki. And tomorrow we must talk about good manners.



Did you know?

Opening gifts



China
after the guest leaves



America
in front of the guest



Self-assessment

Now I can...

(1) talk about manners.			
(2) tell some stories about manners.			
(3) use the sentences with <i>can</i> , <i>can't</i> , <i>should</i> , <i>shouldn't</i> , <i>must</i> and <i>mustn't</i> .			
(4) use the new words and expressions in this module.			
(5) read the rhyme in this module.			
(6) ...			



Module 5 Travel abroad

Unit 9 Where will you go?



Let's talk



Ms White: If you can travel to any country in the world, where will you go?

Ben: I think I will go to South Africa. I love nature and in South Africa I can see many beautiful mountains and forests.

Janet: I will choose Australia. I'd like to see the Sydney Opera House and the Harbour Bridge.

Xiaoling: I want to go to Japan. Tokyo is so modern and it's a great place to go shopping, too. I'd like to buy a robot there.





the USA

Washington D.C.

White House



Britain

London

Big Ben, Tower Bridge

Ms White: Where will you go, Jiamin?


Jiamin: If I can travel abroad I will go to France, of course. I love food and people say that Paris is the food capital of the world!



New Zealand

Wellington

kiwi



Canada

Ottawa

maple trees




Fun with language




1 Listen and number.




Sydney Opera House




Lions




White House



Kiwi




Eiffel Tower



Ottawa University



2 Write and say.



Example:

I want to go to _____. When I'm there, I plan to _____.



Country	Flag	Famous places / special food
Britain		Big Ben,
America		
Canada		
Japan		
France		

3 Play a game.



Example:

A: This country's flag is red, white and blue.

B: Is it the USA?

A: No, it has six stars.

B: Is it Australia?

A: Yes.

4 Read and answer.

Emma and George live in Sydney. They go to school in the city. There is a new student in their class. His name is Daniel. Daniel used to live in the countryside.

"When did you come to Sydney?" asks Emma.

"I came to Sydney last month," answers Daniel. "It's very different from my old home!"

"Tell us about your old home," says George.

"It was in the country," says Daniel. "We lived in a big house on a farm. Our farm had many sheep and cows. I had two dogs, too. We worked very hard every day. But there was not much rain. We didn't have water for the animals so we moved to the city."

"Don't worry, Daniel, you'll like living in Sydney," say Emma and George.

Answer the questions.

- (1) When did Daniel move to Sydney?
- (2) Where was Daniel's home before?
- (3) What pets did Daniel have on the farm?
- (4) Why did Daniel's family leave the farm?



Sing along



Listen and sing. 

It's a small world

It's a world of laughter,
And a world of tears.
It's a world of hopes,
And a world of fears.

There's so much that we share,
That it's time we're aware.
It's a small world after all.

It's a small world after all.
It's a small world after all.
It's a small world after all.
It's a small, small world.





Language focus



Read the story.

Mr Brown likes travelling. He often travels with his friends when he has time. Now they are looking at the photos they took in Hawaii last month.

They stayed there for a week. When they were at the beautiful beach, they swam in the sea, sunbathed, went boating and watched the pretty dances. All of them had a good time. They liked the island very much. They are going to travel there again next time. "We will stay there for longer and take more photos," they say.

Answer the questions. Pay attention to the blue words and compare them.

- (1) **Who does** Mr Brown **travel** with?
- (2) **What are** they **doing**?
- (3) **Where did** they **travel** last month?
- (4) **How long did** they **stay** there?
- (5) **What did** they **do** in Hawaii?
- (6) **How did** they **like** the island?
- (7) **What will** Mr Brown **do** next time when he visits Hawaii?



Unit 10 I can't wait to see you



Let's read



Hi, John,

Thanks so much for inviting me to visit you in Canada. I can't wait to see you. I'm very excited to stay with your family. I can speak English every day and learn more about your country. And I can save money, too. Don't worry, I will buy you a present with that money. 😊

I know Canada is famous for its natural beauty, so I really want to see the beautiful lakes and waterfalls. And I plan to visit Chinatown in Toronto, too.

I finally got my passport last week and I booked my plane ticket today. I will arrive at the airport next month, on June 12th. The plane lands at 1:00 p.m. I'm so excited!

See you then,
Li Hua



Answer the questions.

- (1) Where will Li Hua travel to?
- (2) Why is he excited about staying with John's family?
- (3) What does he plan to do during his visit?
- (4) When did Li Hua get his passport?
- (5) When will he arrive?

LET'S DISCUSS.

If you travel in Canada,
what would you like to
do?



Fun with language



1 Look and say.

Place	Date	Attractions	Price
the USA	Oct 1st – 10th	Disney; watch basketball	¥ 19500
New Zealand	Jan 15th – 23rd	summer; swim in the sea	¥ 15000
France	Aug 10th – 20th	delicious food; climb Eiffel Tower	¥ 18000
Russia	Jan 21st – 30th	Red Square; make a snowman	¥ 21000
Japan	Aug 18th – 25th	Mt Fuji; buy a robot	¥ 8500
Singapore	Aug 1st – 6th	Lion Fish; taste the food	¥ 3500

Example:

A: Where shall we go?

B: I like eating. Let's go to France. There are many delicious foods and they are cheap.

A: No. The food may be cheap but the trip is expensive!

2 Listen and order.



 ()



 ()



 ()



 ()



 ()

3 Read and answer.

Dear Jiamin,

How are you? Italy is great. I'm living in Milan. It's in the north of Italy. Milan is famous for its fashion (clothes, hair, etc.). Everyone here is so beautiful.

The food here is wonderful, too. I tried pasta, pizza, and gelato. Gelato is Italian ice cream. My Italian friend told me it is quite healthy. But it is very delicious so I don't believe him! We eat a lot of fresh bread here and people always drink red wine with dinner. It is easy to travel from Milan to France, Switzerland and Austria. I will try to travel to some of these countries when it is holiday time!

Bye,
From Janet



Answer the questions.

- (1) In which part of Italy is Milan?
- (2) What is Milan famous for?
- (3) What food did Janet eat?
- (4) Why doesn't Janet believe that Italian ice cream is healthy?
- (5) What will Janet do during her holiday time?

4 Do the project.

Make a poster

Step 1: Work in groups and choose three places you want to go to in Britain.



Buckingham Palace



British Museum



London Eye



Tower Bridge



Big Ben

Step 2: Find what you will do at each place.

Step 3: Say why you choose these places.



Story time



Read and act.



1 Are everyone's bags packed? Do you all have your passports and tickets?

1



Yep.

2 One month in America. This is going to be the best summer holiday ever.

2




3 I'm so excited. I can't wait to go to Hollywood and see all the famous movie stars.

3



4 I think New York City will be the best. I want to go to the top of the Empire State Building.

4



5 What about you, Aki? What do you want to do in America?

5



I want to visit Disneyland. All the characters are so colourful and interesting.

6 Yes. Maybe you can join, too!

6





Did you know?

Transport around the world



Trams in Melbourne, Australia



Cable cars in the Alps, Austria



Double-decker buses in London, England



Ferries in Hong Kong, China



Self-assessment

Now I can...

(1) talk about travelling around the world.			
(2) name the English-speaking countries.			
(3) use wh-questions in the different tenses we have learned.			
(4) use the new words and expressions in this module.			
(5) sing the song in this module.			
(6) ...			

★ Module 6 Let's look back

You are planning a trip to Africa with some of your classmates during summer.

1 Read the travel brochure. Which park will you visit? Why?

Kruger National Park (South Africa) – The home to many of Africa's wild animals. See groups of lions hunt for food. Watch elephants play in the lake and giraffes eat leaves from the tall trees. You'll



love it.



Virunga

National Park (Congo) – Walk through the beautiful Congo mountains, home of the African great gorillas. See gorillas feeding, playing and taking care of their babies. Come and see our closest relatives!

Victoria Falls National Park (Zimbabwe) – Come and see the world's highest waterfall. Hike on the park's many trails and see many places of natural beauty including the Valley of Flowers, and the largest cave in Africa.



Example:

- Where do you want to go?
- I want to go to ... because ...

2 On the way to the airport, Jiamin is telling you a famous fable about a lion and a mouse. Listen to the story and retell it to another friend. Here are some pictures to help. 🗣️



caught, too small



asked, went



laughed and said



happy, thanked



net



teeth, free

3 In the in-flight magazine, there is a short introduction to a great man in the history of South Africa. Read and write a short passage about this great man.



Nelson Mandela

- famous leader
- born: July 18th, 1918, Qunu, South Africa
- studied law and was a lawyer
- tried to change South Africa and free the black people
- was in prison for 27 years
- won the Nobel Peace Prize in 1993
- became president of South Africa in 1994
- died: December 5th, 2013

Nelson Mandela was a famous leader in South Africa.

4 Now you're in Africa. Look at the pictures below and discuss what you should and shouldn't do.



at the airport



in the restaurant


















in the museum



Self-assessment

Now I can...

(1) talk about the topics in this book and tell some stories.			
(2) use the words and expressions in this book.			
(3) use the grammar included in this book.			
(4) sing the songs and read the rhymes in this book.			
(5) ...			



Vocabulary

Module 1 Stories

Unit 1 Slow and steady wins the race

*steady *adj.* 稳健的

win *v.* 赢, 赢得 (过去式是won)

carry *v.* 携带; 扛

such *adj.* 如此

in such a hurry 如此匆忙

silly *adj.* 愚蠢的

*hare *n.* 野兔

mean *v.* 意思是 (过去式是meant)

*tortoise *n.* 龟

proud *adj.* 骄傲的

careless *adj.* 不小心的

patient *adj.* 耐心的

sad *adj.* 悲伤的

harder *adv.* 更努力地

Unit 2 Waiting for another hare

another *pron.* 另一个

*crash *v.* 碰撞

into *prep.* 到; 到……上

ground *n.* 地面

die *v.* 死

pick up 捡起

easy *adj.* 容易的

himself *pron.* 他自己

from then on 从那时候起

stop *v.* 停止

all day long 整天

appear *v.* 出现

go for it 努力吧; 加油

happen (to) *v.* 发生 (于)

Module 2 Animals

Unit 3 What animal is it?

difficult *adj.* 困难的
frog *n.* 青蛙
kangaroo *n.* 袋鼠
turn *n.* 轮回; 轮到的机会
ocean *n.* 海洋
starfish *n.* 海星
Africa *n.* 非洲
tiger *n.* 老虎
Asia *n.* 亚洲
be called 被称为
lion *n.* 狮子
panda *n.* 熊猫
elephant *n.* 象
giraffe *n.* 长颈鹿
neck *n.* 脖子
leaf *n.* 树叶 (复数是 leaves)

Unit 4 We can save the animals

save *v.* 拯救; 节省
only *adj.* 唯一的
adv. 仅仅
earth *n.* 地球
*whale *n.* 鲸鱼
danger *n.* 危险
in danger 处于危险中
disappear *v.* 消失
*forever *adv.* 永远
forest *n.* 森林
pollute *v.* 污染
made *v.* 制造 (make的过去式)
make from 用……制造
fur *n.* 皮毛
sea *n.* 海洋

Module 3 Famous people

Unit 5 Dr Sun Yatsen

famous *adj.* 著名的

Dr=Doctor 医生；博士

person *n.* 人

history *n.* 历史

leader *n.* 领袖

free *v.* 使……自由

inventor *n.* 发明家

invent *v.* 发明

*bulb *n.* 灯泡

*light bulb *n.* 灯泡

actor *n.* (男) 演员

movie *n.* 电影

musician *n.* 音乐家

Unit 6 Early years of Deng

Jiaxian

scientist *n.* 科学家

*atomic *adj.* 原子的

*province *n.* 省

*professor *n.* 教授

university *n.* 大学

physics *n.* 物理学

several *pron.* 几个

*the United States 美利坚合
众国

Module 4 Good manners

Unit 7 It's the polite thing to do

- ☆manners *n.* 礼貌
seat *n.* 座位
impolite *adj.* 没有礼貌的
in need 需要（的时候）
as *conj.* 当……的时候
line *n.* 队
 in line 排队
push *v.* 推
 push in 插队
full *adj.* 满的
dish *n.* 盘子；碟子
laugh *v.* 大笑
 laugh at 嘲笑
Help yourself to... 随便吃
 点……
throw *v.* 扔；掉（过去式是
 threw）

Unit 8 The magic words

- magic *adj.* 魔术的
word *n.* 词；话语
long ago 很久以前
sign *n.* 指示牌
none *pron.* 没有人
*upset *adj.* 失望；难过
bottom *n.* 底部
inside *adv., prep & adj.* 在里面
dark *adj.* 黑暗的
except *conj.* 除了
 except for 除……以外
carry on (with)... 继续
light *v.* 点燃（过去式是lit）
 light up 点亮
brightly *adv.* 明亮地
lead *v.* 指引；引路（过去式是
 led）
brought *v.* 带；携带（bring的
 过去式）
ever *adv.* 永远；曾经

Module 5 Travel abroad

Unit 9 Where will you go?

abroad *adv.* 在国外

South Africa *n.* 南非

nature *n.* 大自然

choose *v.* 选择 (过去式是chose)

*Sydney *n.* 悉尼

opera *n.* 歌剧

*Sydney Opera House 悉尼歌剧院

*harbour *n.* 海港

bridge *n.* 桥

*Sydney Harbour Bridge 悉尼海港
大桥

Japan *n.* 日本

*Tokyo *n.* 东京

France *n.* 法国

*Paris *n.* 巴黎

capital *n.* 首都

*Washington D. C. 华盛顿哥伦比亚区

*White House (美国) 白宫

tower *n.* 塔

*Tower Bridge *n.* 塔桥

*Big Ben 大本钟

*New Zealand *n.* 新西兰

*Wellington *n.* 惠灵顿

*kiwi *n.* 几维鸟

Canada *n.* 加拿大

*Ottawa *n.* 渥太华

*maple *n.* 枫树

flag *n.* 旗

Unit 10 I can't wait to see you

natural *adj.* 自然的

beauty *n.* 美, 美丽

waterfall *n.* 瀑布

Chinatown *n.* 唐人街

*Toronto *n.* 多伦多

passport *n.* 护照

book *v.* 订购

ticket *n.* 票

airport *n.* 飞机场

land *v.* 着陆; *n.* 陆地

标*号单词为《义务教育英语课程标准(2011年版)》未列出词汇,一般要求“三会”掌握;标☆单词表示该词是模块题目用词,一般要求能认读和知道意思。


















































Irregular verbs

Infinitive	Past	Infinitive	Past
am, is	was	light	lit
are	were	lose	lost
begin	began	make	made
bring	brought	may	might
build	built	mean	meant
buy	bought	meet	met
can	could	must	must
choose	chose	put	put
come	came	read / ri:d /	read / red /
cut	cut	ride	rode
do	did	run	ran
draw	drew	say	said
drink	drank	see	saw
drive	drove	sell	sold
eat	ate	shall	should
fall	fell	shine	shone
feed	fed	sing	sang
feel	felt	sit	sat
find	found	sleep	slept
fly	flew	smell	smelt (smelled)
forget	forgot	speak	spoke
get	got	stand	stood
give	gave	swim	swam
go	went	take	took
grow	grew	teach	taught
have	had	tell	told
hear	heard	think	thought
hurt	hurt	throw	threw
keep	kept	understand	understood
know	knew	wake	woke
lead	led	wear	wore
learn	learnt (learned)	will	would
leave	left	win	won
let	let	write	wrote



Picture dictionary

You can copy these words.

elephant 	lion 	tiger 	bear 	giraffe 	panda 
kiwi 	kangaroo 	deer 	monkey 	hare 	rabbit 
horse 	whale 	starfish 	tortoise 	frog 	fish 
body 	neck 	arm 	leg 	foot 	hand 
head 	face 	eye 	nose 	mouth 	ear 
hair 		leader 	actor 	inventor 	scientist 
doctor 	nurse 	writer 	musician 	painter 	reporter 
builder 	factory worker 	driver 	policeman 	policewoman 	teacher 

maker 	student 	person 	person with good manners 		
sun 	earth 	moon 	star 		
China 	the UK Britain 	the USA America 	Australia 	Canada 	South Africa 
France 	New Zealand 	Japan 		Beijing 	Shanghai 
Guangzhou 	London 	New York 	Washington D.C. 	Sydney 	Paris 
Ottawa 	Toronto 	Wellington 	Tokyo 		
Chinatown 	Big Ben 	Tower Bridge 	White House 	Sydney Harbour Bridge 	Sydney Opera House 
harbour 	airport 	bridge 	road 	street 	bus stop 
mountain 	waterfall 	ocean / sea 	lake 	river 	natural beauty 

forest 	leaves 	bamboo 	plant 	maple 	
fur 		computer 	telephone (phone) 	light 	light bulb 
ticket 	passport 	sign 		work (worked) hard 	carry (carried) 
laugh (laughed) at somebody 	share (shared) with the others 	wait (waited) in line 	crash (crashed) into the tree 	pick (picked) up 	finish (finished) one's homework 
cut (cut) very fast 	win (won) the race 	run (ran) very fast / quickly 	fall (fell) on the ground 	stop (stopped) working 	pollute (polluted) 
save (saved) the animals 	travel (travelled) abroad 	start (started) 	return (returned) home 	stand (stood) on a bus 	give (gave) the old man the seat 
push 	choose (chose) the fruit 	worry (worried) 	land (landed) 	book (booked) a ticket 	arrive (arrived) at the airport 
light (lit) up brightly 	wait (waited) for 	appear 	light (lit) up 	return (returned) 	lead (led) 
paint (painted) a picture 		(be) dark 	(be) proud 	(be) polite 	(be) impolite 

<p>(be) sad</p> 	<p>(be) careless</p> 	<p>(be) full</p> 		<p>in the middle</p> 	<p>at the bottom</p> 
<p>in line</p> 	<p>in a hurry</p> 	<p>in danger</p> 			

You can use these drills to make sentences.

(1) What do *you* mean?

(2) *He* made *these* come true.

(3) *He* started *making* *cartoon* *movie*.

(4) *I* saw *an* *old* *man* *standing* *on* *the* *bus*.

(5) It is the *polite* thing to do.

(6) *The* *farmer* *had* *nothing* *to* *do*.

(7) I'd like to *buy* *a* *robot* *there*.

(8) *Long* *ago*, *a* *little* *boy* *was* *walking* *through* *a* *park*.

(9) *Inside* everything was *dark* except for *a* *sign*.

(10) This is why *people* *always* *say* *that* *"please"* *and* *"thank* *you"* *are* *magic* *words*.

(11) The *hare* was sure *he* would *win* *the* *race*.

(12) It is called the *King* *of* *the* *Animals*.

(13) As *I waited in line*, a girl tried to push in.

(14) If you want to *do something well*, you should *be careful and patient*.

(15) Before I could *say anything to her*, a young man quickly sat down.

(16) What *a great man (he is)*!

(17) How *impolite (she is)*!