



义务教育教科书

英语

★ 四年级 下册 (三年级起点)



ENGLISH



教育科学出版社

义务教育教科书

英语

★ 四年级 下册 (三年级起点)



ENGLISH

教育科学出版社
· 北京 ·



Contents

| | |
|--|-----------|
| Module 1 People | 2 |
| Unit 1 He looks like a cook | 2 |
| Unit 2 She is very kind | 8 |
| Module 2 Daily routine | 14 |
| Unit 3 It's time to get up | 14 |
| Unit 4 When do you have class? | 20 |
| Module 3 Days of the week | 26 |
| Unit 5 What day is it today? | 26 |
| Unit 6 What do you usually do on Sunday? | 32 |
| Module 4 Activities | 38 |
| Unit 7 What do you do when you have free time? | 38 |
| Unit 8 What are you doing? | 44 |
| Module 5 Sports | 50 |
| Unit 9 It looks fun | 50 |
| Unit 10 I am very fast | 56 |
| Module 6 Celebrations | 62 |
| Unit 11 I was born in January | 62 |
| Unit 12 Mother's Day is coming | 68 |
| Module 7 Let's look back | 74 |
| Vocabulary | 79 |
| Picture dictionary | 82 |



Module 1 People

Unit 1 He looks like a cook



Let's talk



1

Who's that woman?

2

Which woman?

3

The one with glasses. She has a bag beside her.

4

She's Miss Liu, our teacher.

5

And that man in a white hat? Can you see him?

6

Yes. But I don't know him. He looks like a cook.



policewoman

in a black uniform



builder

in a blue jacket



doctor

in a white coat



farmer

in blue jeans



nurse





in a white dress



Fun with language



1 Listen and match.



2 Learn and compare.

I — me — my

you — you — your

he — him — his

she — her — her

it — it — its

they — them — their

3 Look and say.



Who is the woman with a baby?

She looks like a farmer.



4 Read and match.



David

Jim

Lily

May

Kate

- (1) David is a boy with glasses in a blue shirt and brown trousers.
- (2) Jim is a boy with a cap in a yellow T-shirt and green shorts.
- (3) Lily is a girl with a hat in a red sweater and white trousers.
- (4) May is a girl in a pink blouse and blue jeans.
- (5) Kate is a girl with glasses and in a purple dress.

5 Read and tick or cross.

There are two men in the garden. They are Ben's uncles. Uncle Bill wears a yellow T-shirt. Uncle Bill is a good cook. He likes to eat nice food and he is a little bit heavy. The one with a ball is Uncle Harry. Uncle Harry is a policeman. He is good at basketball and he looks strong.

- (1) The two men in the garden are Ben's uncles.
- (2) Ben is wearing a yellow T-shirt.
- (3) Uncle Bill likes to cook.
- (4) Uncle Harry has a ball in his hand.
- (5) Uncle Harry is very thin.



Sing along



Listen and sing. 

I am a fine musician

I am a fine musician. I practise every day.
And people come from miles around,
Just to hear me play.
My trumpet, my trumpet,
They love to hear my trumpet.
Toot toot toot toot toot,
Toot toot toot toot toot toot toot.





Sound family



1 Try to read.

| Letters | Words you know | Try more |
|---------|----------------|---------------------|
| c | nice, face | city, race, place |
| ck | black, duck | back, check |
| ai, ay | tail, may | rain, train |
| as(s) | class, glasses | ask, glass, fast |
| au, aw | draw | hawk, law, daughter |
| air | hair | air, fair |



The toy **train** is ninety **cents**.

After **class**, the pupils go **back** home.

2 Read the tongue twisters.

- (1) Does Mark **ask** his father for a **glass** of water or a jar of water?
- (2) The old people in the small **city** often have **races** in that **place**.
- (3) The grey **train** is running in the **rain**.
- (4) **Daisy** sees the **bay** in the **rain** from the **train**.
- (5) Miss Small **draws** balls on the **blackboard**.

Unit 2 She is very kind



Let's talk



1

The new English teacher is in the teachers' room.

2

Really? What is she like?

4

And she is very young and shy.

3

She has green eyes and a small mouth.

5

She is very kind.



Mr Chen
maths teacher, round face,
big eyes, big nose, happy



Miss Li
Chinese teacher, long hair,
tall, thin, beautiful




Mr Zhang
PE teacher, brown hair, big nose,
big mouth, strong, kind



Ms Wang
art teacher, short hair,
short, pretty, friendly



Lily
friend, round face, long
hair, short, lovely





Fun with language



1 Listen and match.



A. the PE teacher

B. the Chinese teacher

C. the art teacher

D. the maths teacher

E. the English teacher

2 Play a game.

She is thin. She has long hair. She wears a pink blouse.

Is she Alice?

Yes.



3 Read and order.

Janet: Dad!

1

Dad: Yes?

Janet: There is a man in your bedroom. Who is he?

Dad: A man in my bedroom? What is he like?

Janet: He's very tall.



Dad: Where is he?

2

Janet: Look at that man with a hat. Can't you see him? He's near the window.



Dad: Let me turn on the light.

3

Janet: Oh, it's only your hat and your coat.



4 Do the project.

Make a poster.

Step 1: Draw a picture of one of your friends.

Step 2: Write about your friend.

Step 3: Describe your poster to your classmates.





Story time



Read and act.



Aki the alien

Here we are... Ding Dong. I think you will like it.



1

Wow! The sky is red and the grass is blue. What a place!



2

Look at that man. Who is he?

3



It's Cop-Cop. He's a policeman. He can see everything.

I'm after Ding-Dacula.

4



Ding-Dacula? Who's he?

He's very smart, but he loves money. He'll do anything to get rich.

5



What does he look like?

He has long brown hair and big teeth. He is the most handsome man on Ding Dong.

6



It's handsome?



Did you know?

Different nationalities wear different styles of clothes.



Mongolian



Tibetan



Miao



Uyghur



Korean



Self-assessment

Now I can...


| | | | |
|--|--|--|--|
| (1) talk about people's appearance and clothes. | | | |
| (2) pronounce the <i>c</i> , <i>ck</i> , <i>ai</i> , <i>ay</i> , <i>as(s)</i> , <i>au</i> , <i>aw</i> and <i>air</i> in the words. | | | |
| (3) use the new words and expressions in this module. | | | |
| (4) sing the song and say the tongue twisters in this module. | | | |
| (5) ... | | | |

★ Module 2 Daily routine

Unit 3 It's time to get up



Let's talk





eight o'clock

time for class



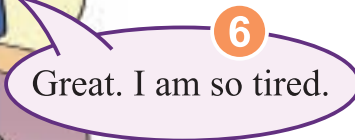
a quarter to twelve

time for lunch



four o'clock

time to go back home



seven o'clock

time to do my homework



half past six

time for dinner



Fun with language



1 Listen and draw.

1



2



3



4



5



6



2 Play a game.

Mr Wolf (狼), Mr Wolf.
It's 8 o'clock.

It's time to get up.



| | | | | | |
|--------|--------|-------|------|----------|--------|
| 8:00 | 8:30 | 12:00 | 3:00 | 5:00 | 6:00 |
| get up | school | lunch | play | homework | dinner |

3 Read and match.



- () A. It's five o'clock in the afternoon. It's time to get up.
- () B. It's eight o'clock in the evening. It's time for dinner.
- () C. It's eleven o'clock at night. It's time to play games with my friends.
- () D. It's seven o'clock in the morning. It's time to go back home.
- () E. It's ten o'clock in the morning. It's time to sleep.

4 Read and write.

I'm David. I'm a cook. I go to work at 4:00 in the afternoon. I have dinner at 8:30 in the evening. I go home at 2:00 in the morning. I go to bed at 4:00 in the morning and get up at noon. Then I cook lunch and eat. After lunch I clean the house and watch TV. Sometimes I go to see my friends. Oh, it's 4:00. It's time to go to work. See you!

David's timetable

| | | | | |
|------------|-----------|-----------|-----------|------------|
| 4:00 p.m. | 8:30 p.m. | 2:00 a.m. | 4:00 a.m. | 12:00 noon |
| go to work | | | | |



Sing along



Listen and sing. 

It's time to go to bed

It's time to go to bed.

It's time to go to bed.

Good night, good night, good night.

It's time to say good night.





Sound family



1 Try to read.

| Letters | Words you know | Try more |
|----------|--------------------------|-----------------|
| g | good, grape, garden | gun |
| g | orange, large | germ |
| ea | head | bread, ready |
| ey | they, grey | hey |
| er | mother, teacher | leather, lawyer |
| ew | new | few |
| ear | near, year | beard, tear |
| ear, ere | bear, pear, there, where | tear, wear |
| ere | here | mere |



The man with the **grey beard** is my **dear grandfather**.



The boy in **tears** is only two.

2 Learn and compare.

work — worker farm — farmer teach — teacher sing — singer
 read — reader paint — painter write — writer run — runner

3 Read the short passage aloud.

Miss Gates is a **gardener**. Now it's time for work. But Miss Gates is not ready yet. She sits **near** the big tree with some **bread** in her hand. She needs her **breakfast** first.



Unit 4 When do you have class?



Let's talk



1

What time do you usually have breakfast?

2

Well, on school days I usually have breakfast at 7 o'clock in the morning.

3

I see. And when do you have class?

4

I have classes from 8 o'clock in the morning to 4:30 in the afternoon.

5

Hmmm. Do you take exercise?

6

Oh yes. I usually go running or swimming in the afternoon from 4:30 to 5:30.



get up, 6:15



have classes, 8:00 – 4:30



have breakfast, 7:00



have lunch, 12:00 – 1:30



take exercise, 4:30 – 5:30

7 Thank you very much.



do homework, 7:00 – 8:30




watch TV, 8:30 – 9:30



Fun with language



1 Listen and write.


 (6:30)



 ()



 ()



 ()



 ()



 ()



2 Ask and answer.

Example:




I usually get up at 6:30 on weekdays. What about you?

I usually get up at 6:45.

3 Read and order.

I'm Lily. I go home from school at 4:30 in the afternoon. At 5:00 I take exercise. I usually go running. At 5:30 I do my homework. Dinner is at 7:00. After dinner I play with my dog. At 8:00 I do more homework. After that I watch TV and read storybooks. I go to bed at 9:30.



4 Do the project.

Your daily routine

Step 1: Draw a table.

Step 2: Write down what you usually do on Mondays.

Step 3: Tell your classmates what you do.


| Time | Activities |
|---------------|------------------------|
| 8:00 – 10:00 | have an English lesson |
| 10:00 – 12:00 | |
| 12:00 – 2:00 | |
| 2:00 – 4:00 | |
| 4:00 – 6:00 | |
| 6:00 – 8:00 | |



Story time



Read and act.



No. On Ding Dong we eat dinner in the morning and breakfast at night.

We don't have lunch. But don't worry. We have a big dinner.

OK. Now it's time to do the housework. We do housework from 9:00 to 12:00 every day.

These are your housework robots. They can help you.





Did you know?

Time differences



London




Paris



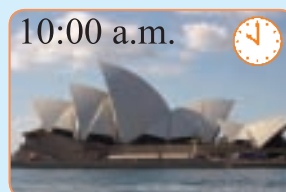
Moscow



Beijing



Tokyo



Sydney



Self-assessment

Now I can...

| | | | |
|--|--|--|--|
| (1) talk about the time. | | | |
| (2) talk about daily routines. | | | |
| (3) pronounce the <i>g</i> , <i>ea</i> , <i>ey</i> , <i>er</i> , <i>ew</i> , <i>ear</i> and <i>ere</i> in the words. | | | |
| (4) use the new words and expressions in this module. | | | |
| (5) sing the song in this module. | | | |
| (6) ... | | | |

★ Module 3 Days of the week

Unit 5 What day is it today?



Let's talk



1

What day is it today? Is it Wednesday or Thursday?

2

It's Wednesday. It's my favourite day!

3

Why do you like Wednesday?

4

On Wednesday we have two PE lessons. I love sport.



5 I don't like sport, so I don't like Wednesday. My favourite day is Thursday.

6 Why?

| Sunday | Monday | Tuesday | Wednesday | Thursday | Friday | Saturday |
|---------|---------|---------|-----------|----------|--------|----------|
| English | Maths | Art | Maths | Computer | | |
| Chinese | Maths | Chinese | Chinese | Computer | | |
| Art | Science | PE | Chinese | English | | |
| | | PE | Music | | | |

7 We have a music lesson on Thursday and I love singing.




Fun with language



1 Listen and match.




A




B



C



D



E



()



()



()



()



()

2 Look and say.

| | Monday | Tuesday | Wednesday | Thursday | Friday |
|-----------|---------|---------|-----------|----------|---------|
| Morning | Chinese | Art | English | PE | Maths |
| | English | Maths | Chinese | English | Maths |
| | PE | English | Maths | Chinese | Music |
| | Maths | PE | Computer | Chinese | Chinese |
| Afternoon | Science | Chinese | Maths | Maths | English |

Example:

What day is it today?

It's Monday.

What lessons do you have today?

We have a PE lesson, a maths lesson, a Chinese lesson, an English lesson and a science lesson.



3 Write and chant.

Example:

Today is Monday.

Today is Monday.

Monday is my favourite day.

We have English.

We play games.

We all have fun on Monday.

Your turn:

Today is _____.

Today is _____.

_____ is my favourite day.

We have _____.

We play games.

We all have fun on _____.

4 Ask and write.

| Name | Favourite Day | Reason |
|---------|---------------|---------------------|
| Tan Wen | Friday | have a music lesson |
| | | |
| | | |
| | | |

Example:

A: Hello, Tan Wen. What's your favourite day?

B: My favourite day is Friday.

A: Why do you like Friday?

B: I have a music lesson on Friday. I like music very much.



Sing along



Listen and sing. 

Days of the week

Sunday la-la-la, Monday la-la-la,
Tuesday la-la-la, Wednesday,
Thursday la-la-la, Friday la-la-la,
Saturday, that makes a week.





Sound family



1 Try to read.

| Letters | Words you know | Try more |
|---------|-----------------------------|----------|
| tr | tree, trousers | try |
| dr | dress, draw, drive, hundred | drop |
| nk | think, thank | drink |
| i | hi | wifi |
| ind | kind, behind | find |
| wr | wrong, write | wrist |



The **driver** **drinks** a lot of water.



The **strong** woman in a **pink** blouse can drive a **train**.

2 Read the rhyme.



My kite is white.
 My kite is **light**.
 My kite is in the sky!
 Now left, now **right**.
 Now low, now **high**.
 See the kite.
 Oh, what a **sight**!

Unit 6 What do you usually do on Sunday?



Let's talk





Saturday morning
go to the park
always



Saturday afternoon
visit my friends
sometimes



Saturday evening
see a film
usually



2
I do my homework.
And you?

4
Like what?

6
I never do housework on Sunday.
But I often go shopping with my
mum and dad.



Fun with language



1 Listen and match.



Sunday

Monday

Tuesday

Wednesday

Thursday

Friday

Saturday



2 Ask and write.

| Days of the week | Activities |
|------------------|------------|
| Sunday | |
| Monday | |
| Tuesday | |
| Wednesday | |
| Thursday | |
| Friday | |
| Saturday | |


Example:

A: What do you usually do on Monday after school?

B: I usually play football.

3 Read and answer.

My name is William. I'm a pupil and I love football. Saturday is my favourite day. On Saturday I often play football with my friends. From 9:00 to 12:00, I play football in the park. I always play with Sam, Ken, Mike and Billy. Sometimes, I play in the playground. I don't like to play with Sandy because he often shoots at his own goal.



Questions:

- (1) What is William's favourite day?
- (2) Who does he play football with?
- (3) Where do they play?
- (4) Why doesn't William like playing with Sandy?

4 Do the project.

Your dream timetable

Step 1: Draw a timetable.

Step 2: Fill in the table with the lessons you want.

Step 3: Tell your classmates what you want to do each day.

Example:

| Days Time | Monday | Tuesday | Wednesday | Thursday | Friday |
|--------------|--------|---------|-----------|----------|--------|
| | | | | | |
| | | | | | |
| | | | | | |
| | | | | | |
| | | | | | |
| | | | | | |




Story time



Read and act.



Today is Monday, so I must go to work.



Work?

What do you do, Aki?



I drive the Ding Dong bus. Come and see.

OK, everyone. Get on the bus. Next stop is the Ding Dong City Library.



Why does Aki drive so fast?



I don't know. It's very dangerous.

OK, everyone, Ding Dong library. Please get off the bus.



Well, boys. Did you enjoy the trip?



Ahhh...yes... But I think we'll walk back home.



Did you know?

Short form of the days

Sunday → Sun.

Monday → Mon.

Tuesday → Tue.

Wednesday → Wed.

Thursday → Thur.





















Friday → Fri.

Saturday → Sat.



Self-assessment

Now I can...

| | | | |
|---|---|--|---|
| (1) name the days of the week. |  |  |  |
| (2) talk about activities on different days. |  |  |  |
| (3) tell the frequency for carrying out an activity. |  |  |  |
| (4) pronounce the <i>tr</i> , <i>dr</i> , <i>nk</i> , <i>i</i> and <i>igh</i> in the words. |  |  |  |
| (5) use the new words and expressions in this module. |  |  |  |
| (6) sing the song and read the rhyme in this module. |  |  |  |
| (7) ... |  |  |  |

★ Module 4 Activities

Unit 7 What do you do when you have free time?



Let's talk



1

It's Sunday and I feel bored.

3

I often do some reading. Look, I'm reading an interesting book.

5

Great! Let's watch *the Monkey King*.



take photos



go shopping



listen to music



draw a picture



2

Me too. What do you do when you have free time?

4

I don't like that. I usually watch cartoons. Shall we watch a cartoon?



email my friends



have a picnic



Fun with language



1 Listen and number.




(1)



()



()



()



()



()



()



2 Look and say.


What do you do when you have free time?



I do housework.




3 Read and number.



- (1) Come out and play, Piggy.
It's Monday. I'm busy. I do exercises on Monday.
- (2) Come out and play, Piggy.
It's Tuesday. I'm busy. I water my flowers on Tuesday.
- (3) Come out and play, Piggy.
It's Wednesday. I'm busy. I cook on Wednesday.
- (4) Come out and play, Piggy.
It's Thursday. I'm busy. I clean my room on Thursday.
- (5) Come out and play, Piggy.
It's Friday. I'm busy. I draw on Friday.
- (6) Come out and play, Piggy.
It's Saturday. I'm busy. I read on Saturday.

4 Look and write.



What do my family do at the weekend?

People in my family do different things at the weekend. My mother and father often go shopping. My aunt and uncle often _____. My grandmother and grandfather often _____. My two cousins are girls. They often _____. My two brothers usually _____. I often _____ with my friends. We all enjoy the weekend.



Sing along



Listen and sing. 

Doing the hokey pokey

We're doing the hokey pokey.


We're doing the hokey pokey.

We are waving our arms.

We're kicking our legs.

We're doing the hokey pokey.

We're doing the hokey pokey.





Sound family



1 Try to read.

| Letters | Words you know | Try more |
|---------|----------------|------------------|
| o | come, does | son, ton, London |
| ou | house, about | count |
| ou | young, cousin | country |
| oo | too, school | cool |
| oo | book, look | hook |
| oy | boy, toy | joy, soy |
| old | old | cold, sold |
| oor | door, floor | Moore |



Look at the **soy** beans on the **floor**. It isn't very **cold** today. It's **cool**.

2 Read the tongue twisters.

- (1) The **mother** and her **son** come to **London** on **Mondays**.
- (2) Mr Brown **found** a **mouse** in the **house**.
- (3) There's a **hook** under the **cook** **book**.
- (4) The **toy** gave the **boy** lots of **joy**.
- (5) Mr **Moore** saw a ball on the **floor** behind the **door**.

3 Learn and compare.

| | | | |
|----------------|------------------|----------------|----------------|
| do→doing | play→playing | read→reading | sing→singing |
| look→looking | listen→listening | work→working | clean→cleaning |
| go→going | draw→drawing | help→helping | visit→visiting |
| teach→teaching | paint→painting | build→building | wear→wearing |
| come→coming | write→writing | make→making | have→having |
| run→running | swim→swimming | put→putting | get→getting |

Unit 8 What are you doing?



Let's talk



1

What are you doing, Ben?



2

I'm taking photos.

3

May I have a look at your photos?

4

OK. This one is mum. She is running in the garden.





watching cartoons
in the living room




fishing in the park



swimming in the pool

5

Oh. Look at this one.
Grandma is reading in
her bedroom. Grandpa
is watching TV.



6

And I have one of
you. You are eating
in the kitchen!



flying a kite
in the playground



singing and dancing
in the living room



Fun with language



1 Listen and match.

Kate

Jane

Ann

Tom

Sam

Jim



2 Look and say.



Example:

A: How many pupils are playing the ball game?

B: Four.

3 Find the differences.



In Picture 1, some ducks are swimming in the river. In Picture 2, some fish are swimming in the river.

4 Do the project.

Our hobbies

Step 1: Draw a table.

Step 2: Ask your classmates what they like doing and write down their answers.

| Activity | How many students like doing this activity? |
|--------------------|---|
| reading | 10 |
| listening to music | |
| | |
| | |
| | |
| | |
| | |

Step 3: Tell your class what you found.

Example:

In my class, ten children like reading...



Story time



Read and act.



A picnic at the weekend is a great idea.

Yes. All the people are having fun.



Yeah...Some are flying kites, some are fishing in the river... and... Who is riding that bike?



It's Aki. Where is he going?



Look! Is Aki going swimming?



He's riding to the river.

Swimming? But Aki can't swim.



Don't worry. Relax. I've got you now.



Thanks, Cop-Cop!

You must be more careful.



Did you know?

Some fun activities



play chess



play cards



sing karaoke



play music



surf the Internet



go hiking



Self-assessment

Now I can...

| | | | |
|--|--|--|--|
| (1) ask people about what they do in their spare time. | | | |
| (2) say what someone is doing. | | | |
| (3) pronounce the <i>o</i> , <i>oo</i> , <i>ou</i> , <i>old</i> , <i>oor</i> and <i>oy</i> in the words. | | | |
| (4) use the new words and expressions in this module. | | | |
| (5) sing the song and say the tongue twisters in this module. | | | |
| (6) ... | | | |



Module 5 Sports

Unit 9 It looks fun



Let's talk




1

What are the children doing in the playground, Ms White?

2

Some of the children are playing basketball and football, some of them are doing *kung fu*.





playing table tennis



doing the long jump



doing the high jump



3
What are the children doing next to the swimming pool?

4
I think they are skating.

5
It looks fun. I want to go and try it with them.



playing tennis




playing chess



Fun with language



1 Listen and number.



2 Look and say.





Example: What are the horses doing?
They're running.

3 Play a game.

Example:



4 Look, read and match.



- A. A girl is doing the long jump in the playground.
- B. Some boys are playing basketball in the gym.
- C. Some boys are playing football in the playground.
- D. Two boys are playing chess under the tree.
- E. A boy and a girl are playing table tennis in the gym.
- F. Two girls are skating in the playground.



Sing along



Listen and sing.



We are all jumping

We are all jumping, jumping, jumping.

We are all jumping this fine day.

We are all running, running, running.

We are all running, this fine day.

We are all swimming, swimming, swimming.

We are all swimming this fine day.

We are all playing, playing, playing.

We are all playing, this fine day.





Sound family



1 Try to read.

| Letters | Words you know | Try more |
|---------|----------------|------------|
| ph | photo | phone |
| u | ruler | brute, flu |
| u | put | full |
| uy | buy | guy |



The two children are on the **phone**.



The glass is **full**.

2 Read the short passage.



Look at this **photo**. The **guy** in it is one of my best friends. His name is **Bruce**. He is wearing a white T-shirt and **blue** pants. I know he likes sports. And he is good at table tennis. In the **photo** he has two bats in his hands and he is **putting** them into the light **blue** bag.

Unit 10 I am very fast



Let's talk



1

What's your favourite sport?



2

I am tall and I have long arms, so I like playing volleyball.

3

My favourite sport is running. I am very fast.



clever – chess



long legs – the high jump

4

And what do you like doing, Jiamin?



5

I like the water.



strong – kung fu

6

So do you like swimming best?

7

No, I like taking a bath.




long arms – badminton



Fun with language



1 Listen and number.



2 Ask and answer.


Example:

A: What is their favourite sport?

B: Basketball.

A: Where do they usually play basketball?

B: In the gym.



3 Read and tick or cross.

Different students love different sports in my class. Mike is tall. He likes playing basketball. Ann has long arms. She plays badminton very well. Ken likes running very much. He is very fast. Sam is very clever. He is a good chess player. Sue likes the water, and she is very good at swimming. Bill jumps very far. His favourite sport is the long jump.

- () (1) Mike likes playing basketball because he is very strong.
- () (2) Ann is good at playing badminton because she is very clever.
- () (3) Ken can run very fast.
- () (4) Sam is good at playing chess.
- () (5) Bill jumps very high.

4 Do the project.

What's your favourite sport?

Step 1: Draw a table.

| Name | Favourite sport | Reason |
|------|-----------------|--------|
| | | |
| | | |
| | | |
| | | |
| | | |

Step 2: Ask your classmates about their favourite sport and write down their answers in your table.

Example:

A: Hi, Jiamin. Do you like basketball? / What's your favourite sport?

B: Yes, I like it. / My favourite sport is basketball.

A: Why do you like basketball?

B: I'm tall and I can play it well.

Step 3: Introduce their favourite sport and say why they like them.



Story time



Read and act.



Aki the alien

You're in the Ding Dong Olympics?
Are you good at sport?

1



Watch and you'll see.

It's the high jump. Wow,
look at Aki. He can jump
so high!

2



Hurray! He won the
gold medal.

3



Aki is in the long jump now.
Do you think he can win?

Look at him, go
and go and go ...

4




I jumped around Ding
Dong. Did I win?

6



5



Aki, you've been gone for
5 hours! Where were you?



Did you know?

Besides table tennis and badminton, these are some of the sports Chinese athletes are good at.



diving



gymnastics



weight-lifting






shooting



Self-assessment

Now I can...

| | | | |
|--|---|--|---|
| (1) talk about what sport somebody is doing. |  |  |  |
| (2) talk about what sport somebody likes and why. |  |  |  |
| (3) pronounce the <i>u</i> , <i>uy</i> and <i>ph</i> in the words. |  |  |  |
| (4) use the new words and expressions in this module. |  |  |  |
| (5) sing the song in this module. |  |  |  |
| (6) ... |  |  |  |

★ Module 6 Celebrations

Unit 11 I was born in January



Let's talk





4

Happy birthday, Jiamin!
I was born in January,
too. How old are you?

5

I'm ten.

6

Let's put 10 candles
on the birthday cake.



Fun with language



1 Listen and number.



2 Play a game.

My birthday is in April.

My birthday is in August.

My birthday is in June.



My birthday is in November.




3 Read and choose.

Today is Tim's birthday. In the morning, _____. We buy a big cake, a toy car, some flowers and some candies. Tim likes reading very much, _____. I make a birthday card for him.

In the evening, _____. At the party, everyone wears a birthday hat. We sing songs, play games, dance and eat the cake. When we say _____ to Tim and give him the presents, he is very happy. We all have a happy time.

- A. "Happy birthday"
- B. we go out to buy some presents for him
- C. we have a party for him
- D. so we buy some books for him, too

4 Read and write.



- (1) Xiaoling is having a birthday party at home.
- (2) Xiaoling's friend is giving her a _____.
- (3) Xiaoling's father is _____ of the children.
- (4) The children are _____ for Xiaoling.
- (5) Xiaoling is _____ years old today.
- (6) The children are _____ with Xiaoling.



Sing along



Listen and sing. 

Happy birthday

Happy birthday to you!
Happy birthday to you!
Happy birthday, dear Amy!
Happy birthday to you!



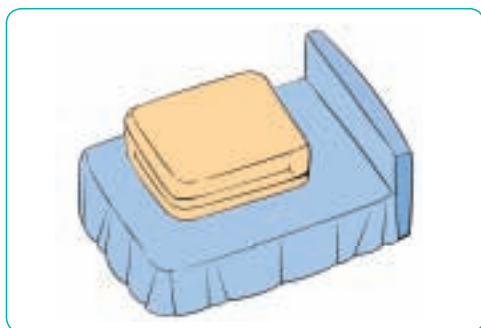


Sound family



1 Try to read.

| Letters | Words you know | Try more |
|---------|--------------------------------|--------------|
| qu | quite | queen |
| ts | let's, what's | ants, quilts |
| ds | hands, beds, cards | beads, roads |
| y | yes, you, your, young, yellow | yard, yates |
| y | dirty, very, party, baby, body | lucky, candy |



There are two quilts on the bed. Mr Yates is working in the yard.

2 Read the rhyme.




Bright day, sunny day. I am happy and gay!

Mr Yates, Mr Yates, today is my birthday.

Please come to the party in my yard.

And don't forget my birthday card.



Unit 12 Mother's Day is coming



Let's talk



1

It's May already.
Mother's Day is
coming.

2

What do you like
doing for Mother's
Day, Ben?

3

In my home we like having
a big family dinner out
with lots of great food.



June
Children's Day



July
summer holidays



September
Teachers' Day



4

My dad likes giving my mum beautiful flowers as a gift. I usually draw a picture for my mum. What about you, Jiamin?

5

I usually make a card for my mum. I like making cards for my family and my friends. Here's one for you.

6

Thanks, Jiamin.



September / October
Mid-Autumn Festival




January / February
Spring Festival




Fun with language



1 Listen and match.




October 1st



September 10th



June 15th



January 1st



August 30th

2 Ask and answer.

A: What do you like doing for Mother's Day?

B: I like giving my mum a present. I also help my mum with some housework.

| | give presents | make a card | have a big meal | wear new clothes | ... |
|--------------|---------------|-------------|-----------------|------------------|---------------------|
| Mother's Day | √ | | | | help with housework |
| | | | | | |
| | | | | | |
| | | | | | |
| | | | | | |

3 Read and tick or cross.

The Spring Festival is usually in January or February. It is an important holiday for Chinese people. During this festival, people do cleaning and decorate (装饰) their homes. They do a lot of shopping, visit their relatives and friends. On the eve of the Spring Festival, family members get together and have a big meal with lots of great food. People have a long holiday at the Spring Festival. Children do not go to school. They are always very happy, because they can get lucky money (压岁钱).

- () (1) The Spring Festival is in the first half of a year.
- () (2) People clean their homes at the Spring Festival.
- () (3) The Spring Festival is a family festival.
- () (4) Great food is an important part of the Spring Festival.
- () (5) Children get money if they go to school at the Spring Festival.

4 Do the project.

Make a poster of your favourite festival

Step 1: Draw what people do on this festival.

Step 2: Ask your partner to guess the name and date of the festival.

Step 3: Write down the name and date.

Example:

Festival name: _____


Date: _____

People eat _____ on this day.

People say _____ on this day.

People wear _____ on this day.

People like _____ on this day.





Story time



Read and act.




1 Well, everyone. September is coming. Time to go back to Earth.



It was great to meet you boys.

2 I feel sad. I love Ding Dong.



Don't be sad. Today is a happy day, too.

Happy?

Yes. Today is my birthday! I made a cake.



4 How many candles should I put on the cake, Aki?



100 candles. I am 100 today!

5 100?!

5



... but 100 Ding Dong years are only 10 Earth years!

6



Happy birthday, Aki!



Did you know?

People celebrate birthdays in different ways.



Chinese people have noodles.



Danish people put a flag on the front door.



Self-assessment

Now I can...

| | | | |
|--|--|--|--|
| (1) say what people do during different festivals. | | | |
| (2) ask people their age and describe a birthday party. | | | |
| (3) pronounce the <i>qu</i> , <i>ts</i> , <i>ds</i> and <i>y</i> in the words. | | | |
| (4) use the new words and expressions in this module. | | | |
| (5) sing the song and read the rhyme in this module. | | | |
| (6) ... | | | |



Module 7 Let's look back

Getting ready for the New Year's Day party.


1 Read and draw.

- Write "Happy New Year" on the board.
- Draw some flowers around the words.
- Then add some stars and present boxes to your picture.
- Colour your drawings.



2 Look, ask and answer.

You are talking to your friend about these people.



Example:

You: Who's the man with glasses?

Your friend: He's Bill. He's a cook.

You: He looks shy.

3 Think and say.


Now you are talking to Bill at the party.



I often ...
My favourite sport is ...
When I have free time, I ...
On Monday, ...
At the weekend, ...

4 Say and write.

Now you're having lunch at the party. Talk about your favourite day.



| Name | Favourite day | Reason |
|----------|---------------|---------------------|
| Wang Xin | Monday | have a music lesson |
| | | |
| | | |
| | | |
| | | |
| | | |

5 Listen and guess.

You are playing a guessing game at the party.



Sound 1: swimming

Sound 2: _____

Sound 3: _____

Sound 4: _____

Sound 5: _____

Sound 6: _____

6 Ask and answer.

You are the quiz master. Ask your guests some questions.

- How many days are there in a week/month/year?
- How many days are there in January/ February/ March/ April?
- What festival is in May/June/July...?
- In which month is New Year's Day/Chinese National Day...?
- At which festival do children give their father presents/people have a big dinner?
- ...

7 Look and write.

After the party, you are showing photos of the party on the Internet.
Write a caption for each photo.



Bill and Janet are dancing.




















Self-assessment



Now I can...

| | | | |
|--|--|---|--|
| (1) talk about the topics in this book. |  |  |  |
| (2) pronounce the sounds I learned in this book. |  |  |  |
| (3) use the new words and expressions in this book. |  |  |  |
| (4) sing the songs and read the rhymes in this book. |  |  |  |
| (5) ... |  |  |  |



Vocabulary

Module 1 People

Unit 1 He looks like a cook

look like 看起来像……
 which 哪一个；哪一些
 with 有；和……在一起
 glasses 眼镜
 her 她 (she 的宾格)
 know 知道
 him 他 (he 的宾格)
 policewoman 女警察
 policewomen 女警察 (复数)
 uniform 制服

its 它的
 their 他 (她、它) 们的

Unit 2 She is very kind

kind 和蔼的；慈祥的
 What is ... like? ……像什么?
 shy 害羞的
 round 圆的
 friendly 友好的

Module 2 Daily routine

Unit 3 It's time to get up

daily 日常的；每日的
 ☆ routine 固定的程序；常规
 time 时间
 It's time to / for... 是……的时候了。
 up 向上
 get up 起床
 o'clock ……点钟
 half 半；一半
 past 超过
 half past ... ……点半
 quarter 一刻，十五分钟
 to 差……到……(点钟)
 a quarter to ... ……点四十五分
 (差一刻钟到……点)
 sleep 睡觉
 tired 疲倦的
 lunch 午餐
 back 回
 home 家

dinner 餐；晚餐
 teach 教
 paint 画；涂 (颜色)

Unit 4 When do you have class?

have class 上课
 usually 通常
 well 好
 day 天，日
 breakfast 早餐
 from 从
 from ...to... 从……到……
 hmmm... 唔……
 exercise 练习
 take exercise 体育锻炼
 run 跑步
 go running 去跑步
 swim 游泳
 go swimming 去游泳

Module 3 Days of the week

Unit 5 What day is it today?

week 周；星期

today 今天

Wednesday 星期三

Thursday 星期四

why 为什么

Sunday 星期天

Monday 星期一

Tuesday 星期二

Friday 星期五

Saturday 星期六

Unit 6 What do you usually do on Sunday?

always 总是

parent 父（母）亲

housework 家务

never 从来不

often 经常

go shopping 去购物

park 公园

visit 参观

film 电影

Module 4 Activities

Unit 7 What do you do when you have free time?

activity 活动

free 空闲的；自由的

feel 感觉

bored 烦闷的

Me too. 我也是。

do some reading 读点书

interesting 有趣的

cartoon 漫画；卡通

shall 将要

Shall we...? 我们……好吗？

king 国王

Monkey King 猴王

take photos 拍照

listen 听

listen to... 听……

email 发电子邮件；电子邮件

picnic 野餐

Unit 8 What are you doing?

have a look 看一下

fish 钓鱼

fly 放（风筝）；飞

dance 跳舞

Module 5 Sports

Unit 9 It looks fun

fun 有趣

basketball 篮球

football 足球

*kung fu 功夫；武术

think 想

skate 溜冰

try 试；尝试

table tennis 乒乓球

jump 跳

the long jump 跳远

high 高的；高地

the high jump 跳高

tennis 网球

chess (国际) 象棋

Unit 10 I'm very fast

arm 手臂

volleyball 排球

fast 快的；飞快地

water 水

bath 洗澡

take a bath 洗澡

clever 聪明的

*badminton 羽毛球

Module 6 Celebrations

Unit 11 I was born in January

☆ celebration 庆祝

was 是 (is, am 的过去式)

be born... 生于……

January 一月

present 礼物

card 卡；卡片

go on 进行

party 聚会

candle 蜡烛

cake 蛋糕

February 二月

March 三月

April 四月

August 八月

June 六月

November 十一月

Unit 12 Mother's Day is coming

Mother's Day 母亲节

May 五月

already 已经

give 给

July 七月

summer 夏天

holiday 假日

September 九月

Teachers' Day 教师节

October 十月

Mid-Autumn Festival 中秋节

spring 春天

festival 节日

















































Spring Festival 春节


















































标*号单词为《义务教育英语课程标准（2011年版）》未列出词汇，一般要求“三会”掌握；标☆单词表示该词是模块题目用词，一般要求能认读和知道意思。



Picture dictionary

You can write these words.

| | | | | | |
|---|--|--|---|---|---|
| one o'clock  | a quarter past one  | twenty past one  | half past one  | twenty-five to two  | a quarter to two  |
| run  | swim  | jump  | sing  | dance  | skate  |
| get up  | go to school  | sleep  | have lessons  | go back home  | do one's homework  |
| take a bath  | have breakfast  | have lunch  | have dinner  | have a birthday party  | do some reading  |
| take photos  | draw pictures  | listen to music  | email one's friends  | have a picnic  | watch cartoons  |
| have fun  | do housework  | see/watch a film  | visit a factory  | play in the park  | fly a kite  |
| make cards  | play ball games  | go fishing  | go shopping  | go swimming  | take exercise  |
| tennis  | table tennis  | football  | basketball  | volleyball  | kung fu  |

| | | | | | |
|--|---|--|---|---|---|
| the long jump  | the high jump  | running  | chess  | | summer holiday  |
| Spring Festival  | Children's Day  | Mid-Autumn Festival  | Teachers' Day  | Mother's Day  | |
| Sunday  | Monday  | Tuesday  | Wednesday  | Thursday  | Friday  |
| Saturday  | | a round face  | long arm  | long leg  | short hair  |
| January  | February  | March  | April  | May  | June  |
| July  | August  | September  | October  | November  | December  |
| feel tired  | feel bored  | feel happy  | be free  | be shy  | be friendly  |
| be kind  | | cake  | lots of food  | policewoman  | Monkey King  |
| glasses  | present  | candles  | card  | an interesting book  | |

You can use these drills to make sentences.

He looks like *a cook*.

He is *a cook*.

Who's *that man / woman in a white coat*?

David is *a boy with glasses*.

Can you see *him / her / it / them*?

He / She is *kind / pretty / friendly / short*.

What time is it?

It's *one o'clock / half past one / a quarter to two*.

It's time to *get up*.

It's time for *class*.

What time do you/ they *usually have breakfast*?

I / We / They *usually have breakfast at about seven*.

What day is it today?

It's *Monday / Tuesday*.

What lessons do you/ they have today?

I / We / They have *Chinese, maths and English* lessons today.

What do you / they usually do on *Sunday / Saturday*?

I / We / They always / usually / often / sometimes / never *clean the house on Sunday / when I / We / They have free time*.

What are you / they doing?

I'm / We're / They're *reading*.

Is he(he) *swimming*?

Yes, he(he) is. / No, he(he) isn't.

What's your favourite *sport / colour*?

I like *taking a bath / red*.

It's *January / February* already.

What do you like doing *for Mother's Day*?

